

Mt Gravatt Environment Group



## 2011 Environmental & Photography Workshop Display

What is the Koala's favourite food tree?

How do I photograph the feeling of being in the bush?

Some of the questions answered for participants at our first Environmental and Photography Workshops held at the Fox Gully Bushcare site.

Workshops sponsored by Brisbane City Council Environmental Grant



*Dedicated to a better Brisbane*

# 2011 Environmental Workshop

Field Botanist, Ann Moran, shared her thirty years of practical experience in biodiversity assessment, weed management and revegetation planning.

Ann's presentation built our understanding of the complexity of our local habitat starting with the basics: understanding the importance of wildlife corridors for movement, the major threats to biodiversity (like the clearing of native vegetation and invasion by alien species through garden waste dumping), changed fire management practices and global warming.

Ann related her presentation to our local flora and fauna species with powerful insights into the relationships between the plants and their dependent animals.

It was a real pleasure to watch Ann's information being soaked up by participants who took lots of notes and asked questions as Ann led a short walk around our restored areas.

Koala's favourite food tree?

Qld Blue Gum or Forest Red Gum *Eucalyptus tereticornis*



# 2011 Photography Workshop

Local photographer, Alan Moore is a passionate amateur who has that rare ability to capture the elusive feeling of being in the bush so you can put it on your wall at home.

Alan's presentation, Pixplore, introduced simple techniques like the flat plane concept to manage the very short depth of field typical of macro photography: hold the camera parallel to the subject to ensure the best focus for the whole subject.

Alan then sent the group off on assignment to apply their new knowledge to capture the feeling of being in the bush.

Alan shared his creative insights and introduced participants to new ways to see the bush, new ways to experience the flora, fauna, geology and human structures in the landscape.

Did we capture the feeling of being in the bush?  
You judge the results ...



Alan commented on a selection of workshop participants photographs and applied some PhotoShop techniques to show what can be achieved with a good start image. Minimal changes only, generally increasing colour saturation and boosting edge contrast: gives the appearance of greater focus.



Andrew - Curly bark shot:  
great selective focus,  
background blurred,  
lighting correct



Original



PhotoShop adjusted

Andrew's curly bark: Increased overall colour saturation; increased edge contrast of tree and bark leaving the background unaltered.



Andrew – High viewpoint track shot:  
Good lighting, tells a story:  
‘Where does this track lead?’



Andrew - Butterfly alighting on leaf:  
Very hard to get these shots, good selective focus, good lighting.



Barry - Sun through trunks: very good breaking the never shoot into the sun rule, works well, good focus, rule of thirds in practice.



Original



PhotoShop adjusted

Barry's sun through trunks:  
Increased colour saturation;  
slight increase in edge contrast  
of trunks.



Barry - Lichen on branch:  
Good selective focus on textured subject, lighting correct.



Barry - Up tree shot:

Interesting, good lead in/lead out lines, follows rule of thirds, focus a little bit close.



Lizz - Fallen stump: Nice result finding simple image with lots of textures, rule of thirds with lead in line, flat field focus is right.

Original



PhotoShop adjusted

Lizz's fallen stump: Increased colour saturation, particularly of the greens, imcreased the edge contrast of the char.



Lizz - Forest scene with flowers: Good result finding these flowers when not many around, could have worked a bit more to get selective focus on flower subject.



Lizz - Wattle with ring: quirky!  
Works well, very good selective focus.



Hannah & Morten - Butterfly: Hard to get these shots, very good result, could improve with a little cropping later to remove some dead space to the right.



Original



PhotoShop adjusted

Hannah & Morten's butterfly: Increased overall colour saturation; increased edge contrast of butterfly and single branch leaving the background unaltered, cropped to bring butterfly to one-third line.



Hannah & Morten - Lichen and leaves:  
nice capture of natural textures, good flat field focus.



Hannah & Morten - Sun through trees:  
Rule of never shooting into the sun  
broken with great result, good focus,  
good rule of thirds.



Jennifer - Wattle:  
Excellent back lit image of Australia's  
icon, focus and lighting perfect.



Original

PhotoShop adjusted

Jennifer's wattle: Increased overall colour saturation particularly of red and green to highlight the yellow; increased edge contrast of wattle flowers.



Jennifer - Flowers:  
Good focus and lighting, lead in line.



Jennifer - Hollow log:  
Nice atmospheric and nostalgic image,  
well focussed on subject log, hazy  
background, rule of thirds in practice.



Jon - Rock with lichen:  
Good texture and flat field focus, rule of thirds.



Original



PhotoShop adjusted  
Jon's rock with lichen: Increased  
colour saturation; increased  
edge contrast of lichen and  
coloured leaves.



Jon – Flowers: Lighting right, nice go at selective focus, hard to get correct focal point with moving subject.



Jude - Mother and nest:  
Focussed, well lit, good balance of  
elements, tells a story.




Original

PhotoShop adjusted


Jude's mother and nest: Increased overall colour saturation; increased edge contrast of mother.



Jude – Flowers: Selective focus brings eye to colourful subject, lead in line takes viewer into subject.



Jude - Bark: Good looking for texture, probably needs a main point of interest though.



Kerry - Moss on rock:  
Exploring texture and form in nature,  
good layout, could do with a bit better  
focus on main interest point of moss.



Kerry – Knotty log: Good result looking for interesting form, can you see a face in there. Focus a bit off and bit of over-lighting at top.





Kerry - Along the track into the sun:  
Nice atmosphere, tells a story of leading  
into the unknown,  
shooting into the sun works.



Liz - Wired up



Original

PhotoShop adjusted  
Liz's wired up: Increased overall  
colour saturation and gave the  
red/rust and extra boost;  
increased edge contrast of  
fence post, rail end and wire.





Liz - Fence posts:  
Great selective focus, rules of thumb followed (rule of thirds, lead in lines), nice lighting.



Liz – Golden orb spider: Great result, excellent selective focus, rule of thirds, lighting spot on.



Liz - Mountain view: Nice into the sun, lighting ok although perhaps image little too flat missing a main subject.



Ray - Leaf on lichen: Nice natural form and texture, hard to get even lighting, focus could have been a bit tighter on leaf.



Original


PhotoShop adjusted  
Ray's leaf on lichen: Slight  
overall colour saturation  
increase; slight edge contrast  
increase of leaf.







Ray - Caterpillar on leaf:  
Well focussed, well lit, lots of interest.



Ray - Into the sun:  
Pleased to see Ray breaking the rules!  
Well lit and focussed, lots of atmosphere.



Susan - Web: Good backlighting,  
good selective focus, good layout



Original

PhotoShop adjusted


Susan's web: Increased overall colour saturation; increased edge contrast of web and supporting leaves/branch.



Susan - Up the slope:  
Nice lead lines, up the slope to the sun,  
works well, focussed and lighting good.




Susan – Polypore fungi: Well lit and focussed, little bit too head on, possibly improved by slightly lower viewpoint.



Keith - Up tree:

Very strong image, well lit, well focussed,  
rule of thirds and lead line,  
great colour saturation.



Original

PhotoShop adjusted

Keith's up tree: Boosted the overall colour saturation and gave the blue sky an extra boost to simulate a polarising filter; increased edge contrast of entire tree; cropped and rotated the tree a little clockwise.






Keith - Back lit ferns:  
Good selective focus on main subject,  
good lighting, rule of thirds.



Tim and David's bird



Original



PhotoShop adjusted

Tim and David's bird: Increased overall colour saturation; increased edge contrast of bird.



Tim & David - Camouflage: Well spotted,  
captured nature at its best, well focussed and well lit.



Tim & David - On the rocks: Nice view of life going on with the growth on the rocks, good focus and lighting.



Tim & David - Burnt stump:  
Captures form and texture,  
well focussed selectively and well lit.