

# Comments on the photographs captured by the participants in the 2013 nature photography workshop

Workshop participants submitted the images which they captured during the workshop. I reviewed all images and selected what I considered to be the better ones from each person.

I took every selected image into my image processing software for a closer examination to ascertain whether value could be added to the captured file with a few enhancements. I applied minimal changes only, generally increasing colour saturation, boosting contrast and selectively increasing edge contrast on the main subject. Generally this was sufficient to bring the best out in the image and in only a few did I do some cropping to remove some distractions.

The workshop message was to get the image right in camera, to keep the image simple and to aim to tell a story. I was pleased that the results from the participants showed these lessons were taken up and put into practice.

From the adjusted images I chose several from each participant for comment, showing below the before and after:

Anne:

DSC\_1690 pycnoporus coccineus fungus. Good strong image with lead lines and little distractions from subject. Good use of depth of field. I enhanced the saturation and did a small crop to place fungus closer to one third line node.



Anne

DSC\_1708 bush and flowers. Difficult subject to focus with so many flowers, background nicely out of focus. I increased saturation to bring out the colour in the flowers and applied a moderate crop to simplify.





Anne:

DSC\_1718 rock and grass. A very pleasing image, just a little cropping required and a bit of saturation increase.



Anne:

DSC\_1720 up tree. Looks good although the lighting was a bit gloomy, probably could have been either shot underexposed to make the tree a silhouette or overexposed to provide more tree detail. I gave the trunk a bit of lightening and cropped to run the trunk more from the bottom left.



Geneieve:

IMG\_0852 base of tree. Image kept simple, we do not need to see more of the tree to know it is a tree, well done. Bit too much depth of field resulting in the background being in (almost) focus. Almost no adjustments needed other than just a little saturation change. Note the love heart etch!





Geneieve:

IMG\_0853 grass and leaves. Very nice capture, good use of depth of field with background well out of focus. Made only little a saturation and contrast change.



Geneieve:

IMG\_0857 purple/white flower. Hard to capture in bright light, highlights in flower burnt out. Good of depth of field with background out of focus. Made saturation and contrast changes and cropped and rotated to angle flower across the field.



Jennifer:

IMG\_039 golden orb spider. Difficult to photograph with this complex background, has done well to isolate the spider with depth of field control to achieve background out of focus. Saturation and contrast changes applied to increase focus on the spider and cropping to enlarge spider, reduce background.





Jennifer:

IMG\_047 backlit leaves. Very nice. Used depth of field to have background out of focus. Made only saturation and contrast changes.



Jennifer:

IMG\_059 spider web in trunk. Tried to tell a story here, the high contrast lighting has made it difficult, probably needed a hand held scrim shade. Darkened the trunk as much as possible and made a bit of saturation and contrast.



Jennifer:



IMG\_075 cable drum. Not sure what the story here is, possibly the forest getting on with life in spite of human detritus. Made saturation and contrast changes but still lacks power.





Jenny:

IMG\_9202 flower and leaves. File shot in RAW, a lot of file depth and information to use. Very good use of depth of field to isolate subject. Made saturation and contrast changes and a small crop.



Jenny:

IMG\_9204 pycnoporus coccineus fungus. File shot in RAW, a lot of file depth and information to use. Flat on view and depth of field to captures subject. Made saturation and contrast changes and a small crop.



Jenny:

IMG\_9208 flower and leaves. File shot in RAW, a lot of file depth and information to use. Very bright lighting, handled by the use of RAW. Depth of field isolates subject from background. Made saturation and contrast changes and a small crop to bring flower to the one third line and clear some right hand side distraction.





Jenny:

IMG\_9212 golden orb spider. File shot in RAW, a lot of file depth and information to use. Nice image with use of depth of field to totally isolate subject from background. Made only saturation and contrast changes.



Johan:

IMG\_1750 bark and trunk. File shot in RAW, a lot of file depth and information to use. Background wholly blurry with good focus on tree and good depth of field. Good subject placement. Made only saturation and contrast change.



Johan:

IMG\_1764 charred tree with creeper. File shot in RAW, a lot of file depth and information to use. Background blurry with good focus on tree and good depth of field. Made saturation and contrast change and rotated to add interest.






Johan:

IMG\_1768 butterfly. File shot in RAW, a lot of file depth and information to use. Great image. Crisp focus on butterfly with background out of focus. Made saturation and contrast change and rotated with a lot of crop to place subject on one third node.



Jude:

IMGP8383 kookaburra. Wonderful shot. Perfect focus on the bird and background out of focus. Made only small saturation change.



Jude:

IMGP8444 butterfly. Very hard to capture these in the bush with complex backgrounds. Good focus on the butterfly with far background blurry. Made saturation and contrast changes as well as cropping to bring the butterfly to the one third node





Jude:

IMGP8471 berries. Startling! Such great colour with perfect focus on the berries against the burry dark background. Made minor saturation change and rotated to break the horizontalness (is that a word?)



Maree:

DSCF4590 tree trunk. Nice placement of subject and isolation of this by good use of depth of field. Made saturation and contrast changes.



Maree:

DSCF4593 tree trunk close up. Good depth of field and placement of interest point at the one third node. Made only some saturation and contrast changes.





Maree:

DSCF4601 fallen branches. Interesting lines, patterns and shapes, well done. Made only some saturation and contrast changes.



Margaret:

IMG\_0845 up tree. Good lighting, plenty of detail in the tree (sharp focus) and background under control (and blurry). Made only small saturation change.



Margaret:

IMG\_0848 curly bark. Nice choice of subject, could have moved slightly to have curly tree balanced in front of tree behind, background nicely blurred and misty looking. Made only saturation and contrast changes and rotated slightly to add interest.





Masa:

P9010172 fern. Close in on the fern to capture the pattern and shape. Made small saturation and contrast changes.



Masa:

P9010173 lilac coloured flowers. Good selection of subject and viewpoint, well focussed. Made saturation and contrast changes.



Masa:

P9010178 red flower. Good viewpoint and well focussed but could have been in closer and slightly better placement of subject. Made saturation and contrast changes and cropped to remove distraction on right hand side and bring interest to subject.





Max:

P1000925 leaves and green. Pleasing low viewpoint to isolate subject and well focussed. Made slight saturation and contrast changes .




Max:

P1000929 spider. Good choice of viewpoint to have well lit subject against dark and burry background. Well done and well focussed. Made slight saturation and contrast changes.



Max:

P1000947 blaze of yellow. Nice try although the result seems cluttered. Made saturation and contrast changes to try to clarify and separate the subject from the background.





Max:

P1000954 getting together. Well spotted, very interesting subjects even if photographically not perfect. Made saturation and contrast changes and major cropping and rotating.



Monica:

IMG\_6049 through the trees. What are we trying to say here? Good picture space although the blurred foreground is distracting. Made saturation and contrast changes however still not a strong image.



Monica:

P1040486 fungus. Nice mix of diagonal lines and interest points at one third nodal points. Made some saturation and contrast changes.





Paul:

DSC\_0005 blue flowers. File shot in RAW, a lot of file depth and information to use. Great. Very good, crispy focus on several flowers, background well blurred. Made only minor saturation change.



Paul:

DSC\_0015 red flower. File shot in RAW, a lot of file depth and information to use. Very good, crispy focus on the flower, background well blurred. Good placement of the flower in the frame. Made only minor saturation change.



Paul:

DSC\_0018 yellow flowers. File shot in RAW, a lot of file depth and information to use. Good handling of complex subject, controlled by good use of limited depth of field. Good leading lines across the frame. Made only minor saturation and contrast changes.





Paul:

DSC\_0021 leaning tree. File shot in RAW, a lot of file depth and information to use. A lot to like about this, good lighting, draws out the tree and separates from the busy background although bit less depth of field would have assisted this. Made minor saturation and contrast changes.




Ronda:

DSC02273 projecting rock. Planned or unintended this looks almost like the creature from the deep. Large depth of field does not separate the rock from the busy background although the result is still interesting this. Processed as a high dynamic range three image set increases the saturation and contrast. Did some blurring of the complex background.



Ronda:

DSC02279 up the gully. Original image lacking interest however processed the high dynamic range three image set increases the saturation and contrast.





Ronda:

DSC02295 flash of green. A very nice surprise image with instant interest. Just did a minor saturation change.



Rose:

IMG\_6533 fungus. Interesting subject, hard to capture image and separate the subject from the background. Made saturation and contrast changes and tried to blur the background a little. Probably could have been shot to fill the frame 90 degrees around.



Rose:

IMG\_6546 dimpled trunk. Very good capture, trunk in focus and just a hint of background blurred, the sliver of background is good, the bits of bark are good. Made only saturation and contrast changes.





Rose:

IMG\_6550 ferns. Symphony in green, very nice, good focus across the field. Made saturation and contrast changes and some darkening of the burnt out highlights.



Totsu:

CIMG0088 up trees. Upwards viewpoint into the sun, a lot of light flare but still very pleasing with good focus across the field. Made small saturation and contrast changes. Very good.



Totsu:

CIMG0102 ant. Good attempt at capturing this ant on the stick, could have moved in closer but perhaps the lens would not focus that close. Made small saturation and contrast changes and darkened the background. Applied crop to bring ant to the one third node.





Totsu:

CIMG0117 flower. Difficult into the light shot, needed to have exposure compensation applied at time of capture so flower would not be dark. Flower is in focus however. Made small saturation and lightening changes.

